



GOLDBERG BROTHERS

BARN DOOR HARDWARE

BARN DOOR SIZING TABLE



MP SERIES 2-DOOR BYPASS (CLEAR OPENING) CONFIGURATIONS

- To install an MP Series bypass system, you must have minimum of 6¼" of clear space above the finished opening.
- The two matching doors should be at least as tall as the height of the finished opening.
- The combined width of the two doors should be at least 1½" greater than the width of the finished opening to allow an overlap of at least ½" on each side and ½" of overlap between the two doors when closed.
- The net* length of the longer, front track should be triple the width of one door minus 1", and the net* length of the shorter, rear track should be double the width of one door minus ½" in order to keep the bottom edge of each door engaged with its door guide. If necessary, you can place a special order for tracks longer than you need and have them custom-cut at our factory.

Use the table below to match the recommended door panel width with the corresponding maximum opening width and track lengths. The column on the right indicates the minimum hardware required, including the catalog numbers of the corresponding MP Series tracks.

Any track more than 8' long can be substituted with two or more shorter tracks, plus a wall mounting kit and a track connecting plate for each additional track. This substitution may reduce the overall expense, due to the potentially high cost of shipping long parcels.

door width (each)	maximum finished opening width	net* track lengths		minimum MP Series hardware required†
		front	rear	
1'6"	34½"	53"	35½"	<ul style="list-style-type: none"> • any two matching strap or top mount MP Series hardware sets • one MP Series bypass adapter kit • one track 6008T6 with custom cut to 53" • one track 6008T4 with custom cut to 35½"
1'8"	38½"	59"	39½"	<ul style="list-style-type: none"> • any two matching strap or top mount MP Series hardware sets • one MP Series bypass adapter kit • one track 6008T5 with custom cut to 59" • one track 6008T4 with custom cut to 39½"
2'0"	46½"	71"	47½"	<ul style="list-style-type: none"> • any two matching strap or top mount MP Series hardware sets • one MP Series bypass adapter kit • one track 6008T6 with custom cut to 71" • one track 6008T4
2'4"	54½"	83"	55½"	<ul style="list-style-type: none"> • any two matching strap or top mount MP Series hardware sets • one MP Series bypass adapter kit • one track 6008T7 with custom cut to 83" • one track 6008T48
2'6"	58½"	89"	59½"	<ul style="list-style-type: none"> • any two matching strap or top mount MP Series hardware sets • one MP Series bypass adapter kit • one track 6008T8 with custom cut to 89" • one track 6008T5
2'8"	62½"	95"	63½"	<ul style="list-style-type: none"> • any two matching strap or top mount MP Series hardware sets • one MP Series bypass adapter kit • one track 6008T8 with custom cut to 95" • one track 6008T54
2'10"	66½"	101"	67½"	<ul style="list-style-type: none"> • any two matching strap or top mount MP Series hardware sets • one MP Series bypass adapter kit • one track 6008T100 with custom cut to 101" • one track 6008T6 with custom cut to 67½"

TABLE CONTINUES ON THE NEXT PAGE PAGE



*For correct fit and performance, we make our MP Series tracks ½" shorter than their nominal length. For example, a 6008T4 track has a nominal length of 4', but a net length of 3'11½". This helps keep the door properly positioned above the door guide when using the most common door sizes.

†Some custom installations may require additional or different items not listed. Optional accessories such as pull handles and Soft Stop are sold separately.

MP SERIES 2-DOOR BYPASS (CLEAR OPENING) CONFIGURATIONS (continued)

door width (each)	maximum finished opening width	net* track lengths		minimum MP Series hardware required†
		front	rear	
3'0"	70½"	107"	71½"	<ul style="list-style-type: none"> any two matching strap or top mount MP Series hardware sets one MP Series bypass adapter kit one track 6008T100 with custom cut to 107" one track 6008T6
				<ul style="list-style-type: none"> any two matching strap or top mount MP Series hardware sets two MP Series bypass adapter kits two tracks 6008T6 one track 6008T4 with custom cut to 35½" one wall mounting kit one track connecting plate 6008C
3'6"	82½"	125"	83½"	<ul style="list-style-type: none"> any two matching strap or top mount MP Series hardware sets one MP Series bypass adapter kit one track 6008T160 with custom cut to 125" one track 6008T7
				<ul style="list-style-type: none"> any two matching strap or top mount MP Series hardware sets two MP Series bypass adapter kits two tracks 6008T7 one track 6008T4 with custom cut to 41½" one wall mounting kit one track connecting plate 6008C
4'0"	94½"	143"	95½"	<ul style="list-style-type: none"> any two matching strap or top mount MP Series hardware sets one MP Series bypass adapter kit one track 6008T160 with custom cut to 143" one track 6008T8
				<ul style="list-style-type: none"> any two matching strap or top mount MP Series hardware sets two MP Series bypass adapter kits two tracks 6008T8 with custom cut to 95½" one track 6008T4 one wall mounting kit one track connecting plate 6008C
5'0"	118½"	179"	119½"	<ul style="list-style-type: none"> any two matching strap or top mount MP Series hardware sets one MP Series bypass adapter kit one track 6008T160 with custom cut to 179" one track 6008T160 with custom cut to 119½"
				<ul style="list-style-type: none"> any two matching strap or top mount MP Series hardware sets two MP Series bypass adapter kits two tracks 6008T160 with custom cut to 119½" one track 6008T6 one wall mounting kit one track connecting plate 6008C
6'0"	142½"	215"	143½"	<ul style="list-style-type: none"> any two matching strap or top mount MP Series hardware sets two MP Series bypass adapter kits two tracks 6008T160 with custom cut to 143½" one track 6008T6 one wall mounting kit one track connecting plate 6008C

2-door system, clear opening

-  T-guide location (floor mount)
-  J-Guide location (on back door)



1 barn door hardware set, 1 track = 2× the door width - ½", 1 bypass adapter kit, 1 or 2 tracks = 3× the door width - 1". Add connecting plate and wall mounting kit for third track if needed. Add bypass single add-on kit(s) if needed.

*For correct fit and performance, we make our MP Series tracks ½" shorter than their nominal length. For example, a 6008T4 track has a nominal length of 4', but a net length of 3'11½". This helps keep the door properly positioned above the door guide when using the most common door sizes.

†Some custom installations may require additional or different items not listed. Optional accessories such as pull handles and Soft Stop are sold separately.



GOLDBERG BROTHERS

BARN DOOR HARDWARE

BARN DOOR SIZING TABLE



MP SERIES 2-DOOR BYPASS (PASS-THROUGH) CONFIGURATIONS

- To install a MP Series bypass system, you must have minimum of 6¼" of clear space above the finished opening.
- The two matching doors should be at least as tall as the height of the finished opening.
- The combined width of the two doors should be at least 1½" greater than the width of the finished opening to allow an overlap of at least ½" on each side and ½" of overlap between the two doors when closed.
- The net* length of each track should be double the width of one door minus 1" in order to keep the bottom edge of each door engaged with its door guide. If necessary, you can place a special order for tracks longer than you need and have them custom-cut at our factory.

Use the table below to match the recommended door panel width with the corresponding maximum opening width and track lengths. The column on the right indicates the minimum hardware required, including the catalog numbers of the corresponding MP Series tracks.

Any track more than 8' long can be substituted with two or more shorter tracks, plus a wall mounting kit and a track connecting plate for each additional track. This substitution may reduce the overall expense, due to the potentially high cost of shipping long parcels. This option may reduce the maximum finished opening width.

door width (each)	maximum finished opening width	net* track length (two each)	minimum MP Series hardware required†
1'6"	34½"	35½"	<ul style="list-style-type: none"> • any two matching strap or top mount MP Series hardware sets • one MP Series bypass adapter kit • two track 6008T4 with custom cut to 35½" each
1'8"	38½"	39½"	<ul style="list-style-type: none"> • any two matching strap or top mount MP Series hardware sets • one MP Series bypass adapter kit • two tracks 6008T4 with custom cut to 39½" each
2'0"	46½"	47½"	<ul style="list-style-type: none"> • any two matching strap or top mount MP Series hardware sets • one MP Series bypass adapter kit • two tracks 6008T4
2'4"	54½"	55½"	<ul style="list-style-type: none"> • any two matching strap or top mount MP Series hardware sets • one MP Series bypass adapter kit • two tracks 6008T48
2'6"	58½"	59½"	<ul style="list-style-type: none"> • any two matching strap or top mount MP Series hardware sets • one MP Series bypass adapter kit • two tracks 6008T5
2'8"	62½"	63½"	<ul style="list-style-type: none"> • any two matching strap or top mount MP Series hardware sets • one MP Series bypass adapter kit • two tracks 6008T54
2'10"	66½"	67½"	<ul style="list-style-type: none"> • any two matching strap or top mount MP Series hardware sets • one MP Series bypass adapter kit • two tracks 6008T6 with custom cut to 67½" each
3'0"	70½"	71½"	<ul style="list-style-type: none"> • any two matching strap or top mount MP Series hardware sets • one MP Series bypass adapter kit • two tracks 6008T6
3'6"	82½"	83½"	<ul style="list-style-type: none"> • any two matching strap or top mount MP Series hardware sets • one MP Series bypass adapter kit • two tracks 6008T7

TABLE CONTINUES ON THE NEXT PAGE PAGE

*For correct fit and performance, we make our MP Series tracks ½" shorter than their nominal length. For example, a 6008T4 track has a nominal length of 4', but a net length of 3'11½". This helps keep the door properly positioned above the door guide when using the most common door sizes.

†Some custom installations may require additional or different items not listed. Optional accessories such as pull handles and Soft Stop are sold separately.

MP SERIES 2-DOOR BYPASS (PASS-THROUGH) CONFIGURATIONS (continued)

door width (each)	maximum finished opening width	net* track length (two each)	minimum MP hardware required†
4'0"	94"	95"	<ul style="list-style-type: none"> • any two matching strap or top mount MP Series hardware sets • two MP Series bypass adapter kits • four tracks 6008T5 (47½" net* each) • two wall mounting kits • two track connecting plates 6008C
	94½"	95½"	<ul style="list-style-type: none"> • any two matching strap or top mount MP Series hardware sets • one MP Series bypass adapter kit • two tracks 6008T8
5'0"	118"	119"	<ul style="list-style-type: none"> • any two matching strap or top mount MP Series hardware sets • two MP Series bypass adapter kits • four tracks 6008T5 (59½" net* each) • two wall mounting kits • two track connecting plates 6008C
	118½"	119½"	<ul style="list-style-type: none"> • any two matching strap or top mount MP Series hardware sets • one MP Series bypass adapter kit • two tracks 6008T100 with custom cut to 119½" each
6'0"	141½"	143"	<ul style="list-style-type: none"> • any two matching strap or top mount MP Series hardware sets • two MP Series bypass adapter kits • four tracks 6008T7 (71½" net* each) • two wall mounting kits • two track connecting plates 6008C
	142½"	143½"	<ul style="list-style-type: none"> • any two matching strap or top mount MP Series hardware sets • one MP Series bypass adapter kit • two tracks 6008T160 with custom cut to 143½" each

T T-guide location (floor mount)

2-door system, pass-through opening



1 barn door hardware set, 1 bypass adapter kit, 2 tracks = 2× the door width -1". Add 1 extra T-guide and Add bypass single add-on kit(s) if needed.

*For correct fit and performance, we make our MP Series tracks ½" shorter than their nominal length. For example, a 6008T4 track has a nominal length of 4', but a net length of 3'11½". This helps keep the door properly positioned above the door guide when using the most common door sizes.

†Some custom installations may require additional or different items not listed. Optional accessories such as pull handles and Soft Stop are sold separately.



GOLDBERG BROTHERS

BARN DOOR HARDWARE

BARN DOOR SIZING TABLE



MP SERIES 3-DOOR BYPASS (PASS-THROUGH) CONFIGURATIONS

- To install a MP Series bypass system, you must have minimum of 6¼" of clear space above the finished opening.
- The three matching doors should be at least as tall as the height of the finished opening.
- The combined width of the three doors should be at least 2" greater than the width of the finished opening to allow an overlap of at least ½" on each side and ½" of overlap between the doors when closed.
- The net* length of each track should be triple the width of one door minus 1" in order to keep the bottom edge of each door engaged with its door guide. If necessary, you can place a special order for tracks longer than you need and have them custom-cut at our factory.

Use the table below to match the recommended door panel width with the corresponding maximum opening width and track lengths. The column on the right indicates the minimum hardware required, including the catalog numbers of the corresponding MP Series tracks.

Any track more than 8' long can be substituted with two or more shorter tracks, plus a wall mounting kit and a track connecting plate for each additional track. This substitution may reduce the overall expense, due to the potentially high cost of shipping long parcels. This option may reduce the maximum finished opening width.

door width (each)	maximum finished opening width	net* track length (two each)	minimum MP Series hardware required†
1'6"	52"	53"	<ul style="list-style-type: none"> • three matching strap or top mount MP Series hardware sets • one MP Series bypass adapter kit • two tracks 6008T48 with custom cut to 53" each
1'8"	58"	59"	<ul style="list-style-type: none"> • three matching strap or top mount MP Series hardware sets • one MP Series bypass adapter kit • two tracks 6008T6 with custom cut to 59" each
2'0"	70"	71"	<ul style="list-style-type: none"> • three matching strap or top mount MP Series hardware sets • one MP Series bypass adapter kit • two tracks 6008T6 with custom cut to 71" each
2'4"	82"	83"	<ul style="list-style-type: none"> • three matching strap or top mount MP Series hardware sets • one MP Series bypass adapter kit • two tracks 6008T7 with custom cut to 83" each
2'6"	88"	89"	<ul style="list-style-type: none"> • three matching strap or top mount MP Series hardware sets • one MP Series bypass adapter kit • two tracks 6008T8 with custom cut to 89" each
2'8"	94"	95"	<ul style="list-style-type: none"> • three matching strap or top mount MP Series hardware sets • one MP Series bypass adapter kit • two tracks 6008T8 with custom cut to 95" each
2'10"	100"	101"	<ul style="list-style-type: none"> • two matching strap or top mount MP Series hardware sets • one MP Series bypass hardware kit • two tracks 6008T100 with custom cut to 101" each
			<ul style="list-style-type: none"> • three matching strap or top mount MP Series hardware sets • two MP Series bypass adapter kits • four tracks 6008T48 with custom cut to 50½" each • one wall mounting kit • two track connecting plates
3'0"	106"	107"	<ul style="list-style-type: none"> • three matching strap or top mount MP Series hardware sets • one MP Series bypass adapter kit • two tracks 6008T100 with custom cut to 107" each
			<ul style="list-style-type: none"> • three matching strap or top mount MP Series hardware sets • two MP Series bypass adapter kits • four tracks 6008T48 with custom cut to 53½" each • one wall mounting kit • two track connecting plates

TABLE CONTINUES ON THE NEXT PAGE PAGE

*For correct fit and performance, we make our MP Series tracks ½" shorter than their nominal length. For example, a 6008T4 track has a nominal length of 4', but a net length of 3'11½". This helps keep the door properly positioned above the door guide when using the most common door sizes.

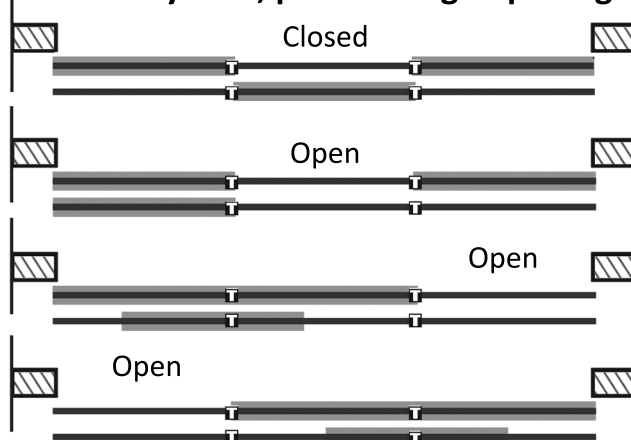
†Some custom installations may require additional or different items not listed. Optional accessories such as pull handles and Soft Stop are sold separately.

6008IG-BPST_05 0723

MP SERIES 3-DOOR BYPASS (PASS-THROUGH) CONFIGURATIONS (continued)

door width (each)	maximum finished opening width	net* track length (two each)	minimum MP Series hardware required†
3'6"	124"	125"	<ul style="list-style-type: none"> • three matching strap or top mount MP Series hardware sets • one MP Series bypass adapter kit • two tracks 6008T160 with custom cut to 125" each
			<ul style="list-style-type: none"> • three matching strap or top mount MP Series hardware sets • two MP Series bypass adapter kits • four tracks 6008T54 with custom cut to 62½" each • one wall mounting kit • one track connecting plate 6008C
4'0"	142"	143"	<ul style="list-style-type: none"> • three matching strap or top mount MP Series hardware sets • one MP Series bypass adapter kit • two tracks 6008T160 with custom cut to 143" each
			<ul style="list-style-type: none"> • three matching strap or top mount MP Series hardware sets • two MP Series bypass adapter kits • four tracks 6008T6 • one wall mounting kit • two track connecting plates 6008C
5'0"	178"	179"	<ul style="list-style-type: none"> • three matching strap or top mount MP Series hardware sets • one MP Series bypass adapter kit • two tracks 6008T160 with custom cut to 179" each
			<ul style="list-style-type: none"> • three matching strap or top mount MP Series hardware sets • two MP Series bypass adapter kits • four tracks 6008T8 with custom cut to 89½" each • one wall mounting kit • two track connecting plates 6008C
6'0"	212"	215"	<ul style="list-style-type: none"> • three matching strap or top mount MP Series hardware sets • two MP Series bypass adapter kit • four tracks 6008T100 with custom cut to 107½" each • one-and-a-half wall mounting kits (special order) • two track connecting plates 6008C

3-door system, pass-through opening



T T-guide location (floor mount)

2 barn door hardware sets, 1 bypass adapter kit, 2 extra T-guides, 2 tracks = 3× the door width -2", 2 connecting plates, 1 wall mount kit. Add bypass single add-on kit(s) if needed.

*For correct fit and performance, we make our MP Series tracks ½" shorter than their nominal length. For example, a 6008T4 track has a nominal length of 4', but a net length of 3'11½". This helps keep the door properly positioned above the door guide when using the most common door sizes.

†Some custom installations may require additional or different items not listed. Optional accessories such as pull handles and Soft Stop are sold separately.

6008IG-BPST_06 0723



GOLDBERG BROTHERS

BARN DOOR HARDWARE

BARN DOOR SIZING TABLE



MP SERIES 4-DOOR BYPASS (CLEAR OPENING) CONFIGURATIONS

- To install an MP Series bypass system, you must have minimum of 6¼" of clear space above the finished opening.
- The four matching doors should be at least as tall as the height of the finished opening.
- The combined width of the four doors should be at least 2" greater than the width of the finished opening to allow an overlap of at least ½" on each side and ½" of overlap between each pair of doors when closed.
- The total net* length of the front track should be 6 times the width of one door minus 2", and the net* length of each of the two rear tracks should be twice the width of one door minus ½" in order to keep the bottom edge of each door engaged with its door guide. If necessary, you can place a special order for tracks longer than you need and have them custom-cut at our factory.

Use the table below to match the recommended door panel width with the corresponding maximum opening width and track lengths. The column on the right indicates the minimum hardware required, including the catalog numbers of the corresponding MP Series tracks.

Any track more than 8' long can be substituted with two or more shorter tracks, plus a wall mounting kit and a track connecting plate for each additional track. This substitution may reduce the overall expense, due to the potentially high cost of shipping long parcels.

door width (each)	maximum finished opening width	net* track lengths		minimum MP Series hardware required†
		front	rear (each)	
1'6"	70"	106"	35½"	<ul style="list-style-type: none"> • two matching strap or top mount MP Series hardware sets • two matching MP Series bypass hardware kits • two tracks 6008T48 with custom cut to 53" each • two tracks 6008T4 with custom cut to 35½" each
1'8"	78"	118"	39½"	<ul style="list-style-type: none"> • two matching strap or top mount MP Series hardware sets • two matching MP Series bypass hardware kits • two tracks 6008T5 with custom cut to 59" each • two tracks 6008T4 with custom cut to 39½" each
2'0"	94"	142"	47½"	<ul style="list-style-type: none"> • two matching strap or top mount MP Series hardware sets • two matching MP Series bypass hardware kits • two tracks 6008T6 with custom cut to 71" each • two tracks 6008T4
2'4"	110"	166"	55½"	<ul style="list-style-type: none"> • two matching strap or top mount MP Series hardware sets • two matching MP Series bypass hardware kits • two tracks 6008T7 with custom cut to 83" each • two tracks 6008T48
2'6"	118"	178"	59½"	<ul style="list-style-type: none"> • two matching strap or top mount MP Series hardware sets • two matching MP Series bypass hardware kits • two tracks 6008T8 with custom cut to 89" each • two tracks 6008T6
2'8"	126"	190"	63½"	<ul style="list-style-type: none"> • two matching strap or top mount MP Series hardware sets • two matching MP Series bypass hardware kits • two tracks 6008T8 with custom cut to 95" each • two tracks 6008T54

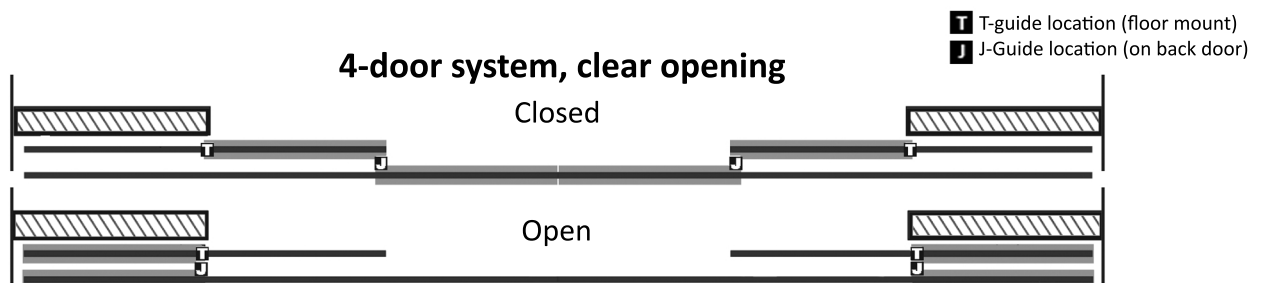
TABLE CONTINUES ON THE NEXT PAGE PAGE

*For correct fit and performance, we make our MP Series tracks ½" shorter than their nominal length. For example, a 6008T4 track has a nominal length of 4', but a net length of 3'11½". Our special biparting tracks 6008T6P and 6008T8P are 1" shorter than their nominal lengths. This helps keep the door properly positioned above the door guide when using the most common door sizes.

†Some custom installations may require additional or different items not listed. Optional accessories such as pull handles and Soft Stop are sold separately.

MP SERIES 4-DOOR BYPASS (CLEAR OPENING) CONFIGURATIONS (continued)

door width (each)	maximum finished opening width	net* track lengths		minimum Standard Series hardware required†
		front	rear	
2'10"	134"	202"	67½"	<ul style="list-style-type: none"> two matching strap or top mount MP Series hardware sets two matching MP Series bypass hardware kits one track 6008T6 with biparting custom cut to 67" four tracks 6008T6 with custom cut to 67½" each one wall mounting kit two track connecting plates 6008C
3'0"	142"	214"	71½"	<ul style="list-style-type: none"> two matching strap or top mount MP Series hardware sets two matching MP Series bypass hardware kits one biparting track 6008T6 with biparting custom cut to 71" four tracks 6008T6 one wall mounting kit two track connecting plates 6008C
3'6"	166"	250"	83½"	<ul style="list-style-type: none"> two matching strap or top mount MP Series hardware sets two matching MP Series bypass hardware kits one track 6008T7 with biparting custom cut to 83" four tracks 6008T7 one wall mounting kit two track connecting plates 6008C
4'0"	190"	286"	95½"	<ul style="list-style-type: none"> two matching strap or top mount MP Series hardware sets two matching MP Series bypass hardware kits one biparting track 6008T8P four tracks 6008T8 one wall mounting kit two track connecting plates 6008C
5'0"	238"	358"	119½"	<ul style="list-style-type: none"> two matching strap or top mount MP Series hardware sets two matching MP Series bypass hardware kits one track 6008T100 with biparting custom cut to 119" four tracks 6008T100 with custom cut to 119½" each three wall mounting kits two track connecting plates 6008C
6'0"	286"	430"	143½"	<ul style="list-style-type: none"> two matching strap or top mount MP Series hardware sets two matching MP Series bypass hardware kits one track 6008T160 with biparting custom cut to 144" four tracks 6008T160 with custom cut to 143½" each three wall mounting kits two track connecting plates 6008C



2 barn door hardware sets, 2 tracks each = 2× the door width - ½", 2 bypass hardware sets, 2 or 3 tracks total = 6× the door width - 2". Add connecting plates, wall mounting kits, and bypass spacer kit(s) if needed.

*For correct fit and performance, we make our MP Series tracks ½" shorter than their nominal length. For example, a 6008T4 track has a nominal length of 4', but a net length of 3'11½". Our special biparting tracks 6008T6P and 6008T8P are 1" shorter than their nominal lengths. This helps keep the door properly positioned above the door guide when using the most common door sizes.

†Some custom installations may require additional or different items not listed. Optional accessories such as pull handles and Soft Stop are sold separately.

6008IG-BPST_08 0723



GOLDBERG BROTHERS

BARN DOOR HARDWARE

BARN DOOR SIZING TABLE



MP SERIES 4-DOOR BYPASS (PASS-THROUGH) CONFIGURATIONS

- To install an MP Series bypass system, you must have minimum of 12" of clear space above the finished opening.
- The four matching doors should be at least as tall as the height of the finished opening.
- The combined width of the four doors should be at least 2" greater than the width of the finished opening to allow an overlap of at least ½" on each side and ½" of overlap between each pair of doors when closed.
- The total net* length of the front and back tracks should be 4 times the width of one door minus 1" in order to keep the bottom edge of each door engaged with its door guide. If necessary, you can place a special order for tracks longer than you need and have them custom-cut at our factory.

Use the table below to match the recommended door panel width with the corresponding maximum opening width and track lengths. The column on the right indicates the minimum hardware required, including the catalog numbers of the corresponding MP Series tracks.

Any track more than 8' long can be substituted with two or more shorter tracks, plus a wall mounting kit and a track connecting plate for each additional track. This substitution may reduce the overall expense, due to the potentially high cost of shipping long parcels.

door width (each)	maximum finished opening width	net* track lengths		minimum MP Series hardware required†
		front	rear	
1'6"	70"	71"	71"	<ul style="list-style-type: none"> • two matching strap or top mount MP Series hardware sets • one MP Series bypass adapter kit • two biparting tracks 6008T6P (71" net each)
1'8"	78"	79"	79"	<ul style="list-style-type: none"> • two matching strap or top mount MP Series hardware sets • one MP Series bypass adapter kit • two tracks 6008T7 with biparting custom cut to 79"
2'0"	94"	95"	95"	<ul style="list-style-type: none"> • two matching strap or top mount Standard Series hardware sets (not horseshoe or wagon wheel) • one MP Series bypass adapter kit • two biparting tracks 6008T8P (95" net each)
2'4"	110"	111"	111"	<ul style="list-style-type: none"> • two matching strap or top mount MP Series hardware sets • one MP Series bypass adapter kit • two tracks 6008T100 with biparting custom cut to 111"
				<ul style="list-style-type: none"> • two matching strap or top mount MP Series hardware sets • two MP Series bypass adapter kits • four tracks 6008T5 with custom cut to 55½" • two track connecting plates 6008C
2'6"	118"	119"	119"	<ul style="list-style-type: none"> • two matching strap or top mount MP Series hardware sets • one MP Series bypass adapter kit • two tracks 6008T100 with biparting custom cut to 119"
				<ul style="list-style-type: none"> • two matching strap or top mount MP Series hardware sets • two MP Series bypass adapter kits • four tracks 6008T5 • two track connecting plates 6008C
2'8"	126"	127"	127"	<ul style="list-style-type: none"> • two matching strap or top mount MP Series hardware sets • one MP Series bypass adapter kits • two tracks 6008T160 with biparting custom cut to 127"
				<ul style="list-style-type: none"> • two matching strap or top mount MP Series hardware sets • two MP Series bypass adapter kits • four tracks 6008T6 with custom cut to 63½" • two track connecting plates 6008C

TABLE CONTINUES ON THE NEXT PAGE PAGE

*For correct fit and performance, we make our MP Series tracks ½" shorter than their nominal length. For example, a 6008T4 track has a nominal length of 4', but a net length of 3'11½". Our special biparting tracks 6008T6P and 6008T8P are 1" shorter than their nominal lengths. This helps keep the door properly positioned above the door guide when using the most common door sizes.

†Some custom installations may require additional or different items not listed. Optional accessories such as pull handles and Soft Stop are sold separately.

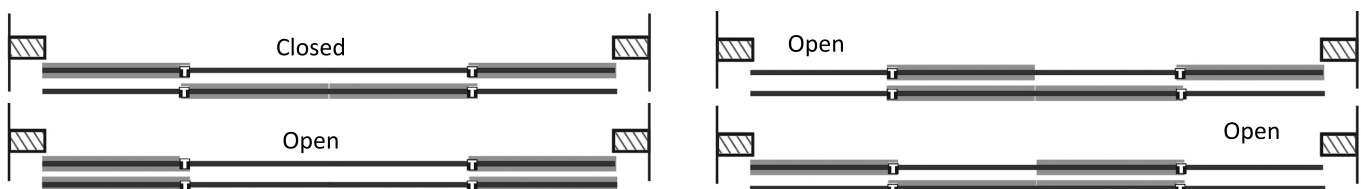
6008IG-BPST_09 0723

MP SERIES 4-DOOR BYPASS (PASS-THROUGH) CONFIGURATIONS (continued)

door width (each)	maximum finished opening width	net* track lengths		minimum MP Series hardware required†
		front	rear	
2'10"	134"	135"	135"	<ul style="list-style-type: none"> two matching strap or top mount MP Series hardware sets one MP Series bypass adapter kit two tracks 6008T160 with biparting custom cut to 135"
				<ul style="list-style-type: none"> two matching strap or top mount MP Series hardware sets two MP Series bypass adapter kits four tracks 6008T6 with custom cut to 67½" two track connecting plates 6008C
3'0"	142"	143"	143"	<ul style="list-style-type: none"> two matching strap or top mount MP Series hardware sets one MP Series bypass adapter kits two tracks 6008T160 with biparting custom cut to 143"
				<ul style="list-style-type: none"> two matching strap or top mount MP Series hardware sets two MP Series bypass adapter kits four tracks 6008T6 two track connecting plates 6008C
3'6"	166"	167"	167"	<ul style="list-style-type: none"> two matching strap or top mount MP Series hardware sets one MP Series bypass adapter kits two tracks 6008T160 with biparting custom cut to 167"
				<ul style="list-style-type: none"> two matching strap or top mount MP Series hardware sets two MP Series bypass adapter kits four tracks 6008T7 two track connecting plates 6008C
4'0"	190"	191"	191"	<ul style="list-style-type: none"> two matching strap or top mount MP Series hardware sets one MP Series bypass adapter kits two tracks 6008T160 with biparting custom cut to 191"
				<ul style="list-style-type: none"> two matching strap or top mount MP Series hardware sets two MP Series bypass adapter kits four tracks 6008T8 two track connecting plates 6008C
5'0"	238"	239"	239"	<ul style="list-style-type: none"> two matching strap or top mount MP Series hardware sets two MP Series bypass adapter kits four tracks 6008T100 two track connecting plates 6008C
6'0"	286"	287"	287"	<ul style="list-style-type: none"> two matching strap or top mount MP Series hardware sets two MP Series bypass adapter kits four tracks 6008T160 with custom cut to 143½" two track connecting plates 6008C

4-door system, pass-through opening

- T T-guide location (floor mount)
- J J-Guide location (on back door)



2 hardware sets, 2 bypass adapter kits, 4 tracks each = 2× one door width - 1".
Add extra T-guides and bypass spacer kits if needed.

*For correct fit and performance, we make our MP Series tracks ½" shorter than their nominal length. For example, a 6008T4 track has a nominal length of 4', but a net length of 3'11½". Our special biparting tracks 6008T6P and 6008T8P are 1" shorter than their nominal lengths. This helps keep the door properly positioned above the door guide when using the most common door sizes.

†Some custom installations may require additional or different items not listed. Optional accessories such as pull handles and Soft Stop are sold separately.