

GOLDBERG BROTHERS, INC.

Dummy Series Straight Strap - Interior - Installation Instructions

6004HSI-*, 6004HPI-* (Double for a pair of doors)

Included Hardware

Straight strap hangers (2)
1/2" Hex head bolts (4)

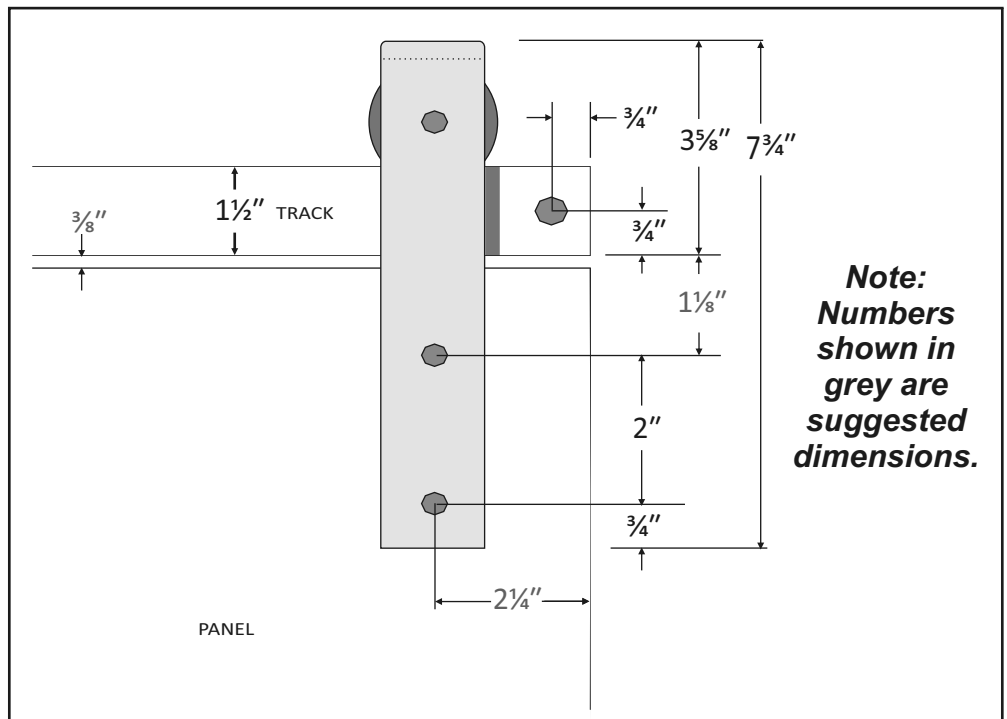
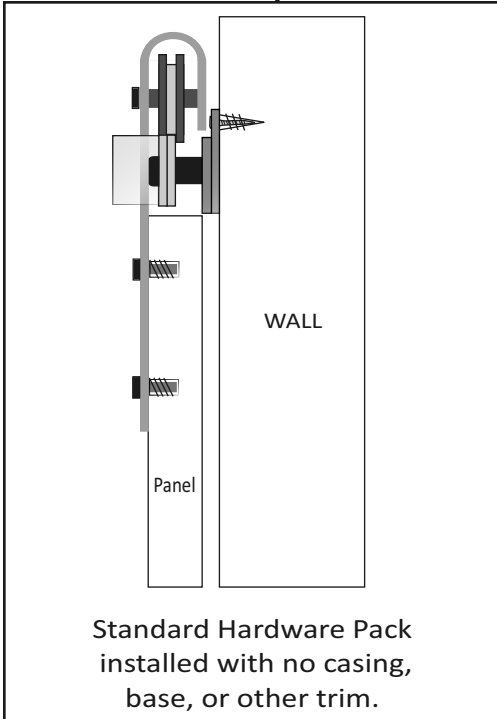
Spacers (5)
Track stops (2)

1/4" Slotted insert (4)
3/8" Hex lag bolts (5)

Track wall bracket (5)
Bumpers (2)

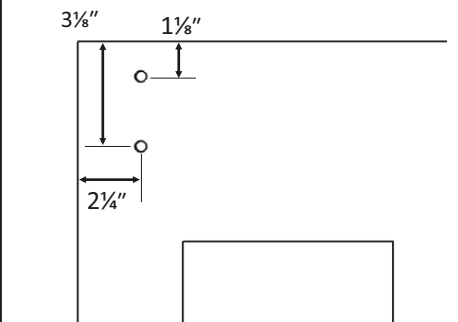
Drywall anchor (5)
Drywall anchor screw (5)

Basic Installation Layouts

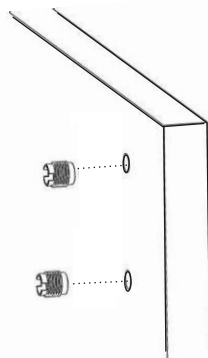


Door Prep and Hanger Installation

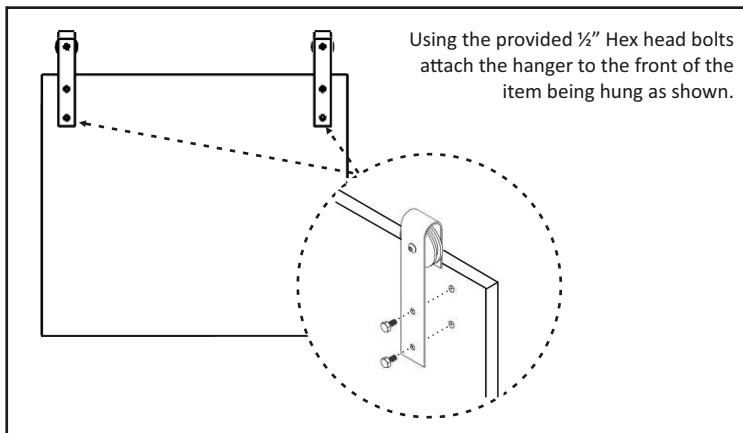
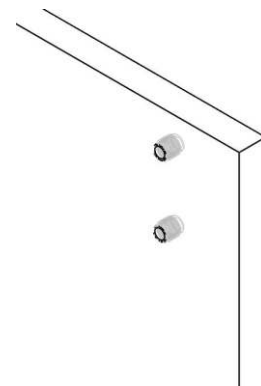
2 1/4" from both sides of the top half of the item being hung, measure down 1 1/8" and 3 3/8" and drill 1/4" pilot holes.



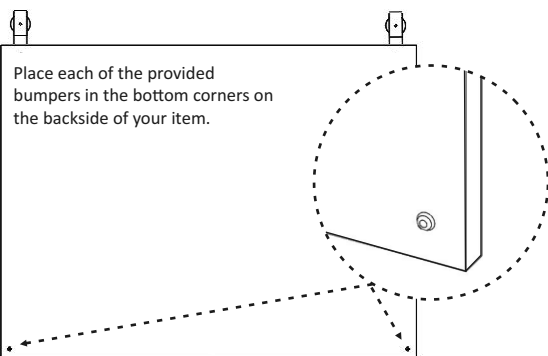
Install the slotted inserts in the front of your item as shown.



Inserts should be flush with the front of your item as shown.



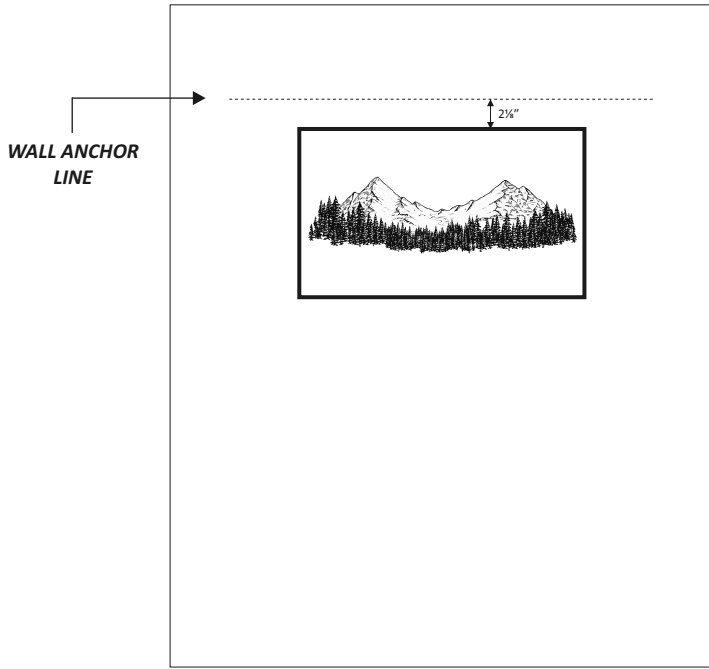
Bumper Installation



Track Installation

Position the item you will be hanging in the desired location on your wall.

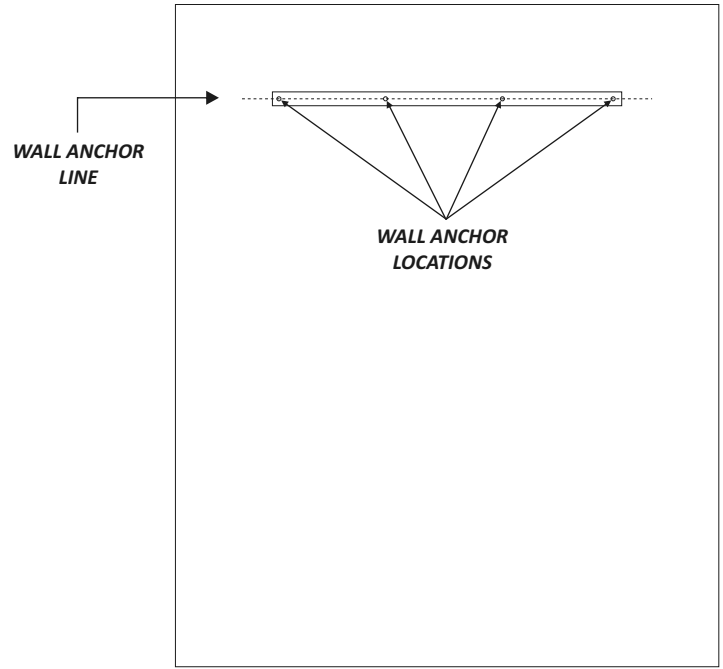
Measure a 2 1/8" above the item being hung and mark this height. This will be your *wall anchor line*.



Place your track over the *wall anchor line* in your desired location as shown.

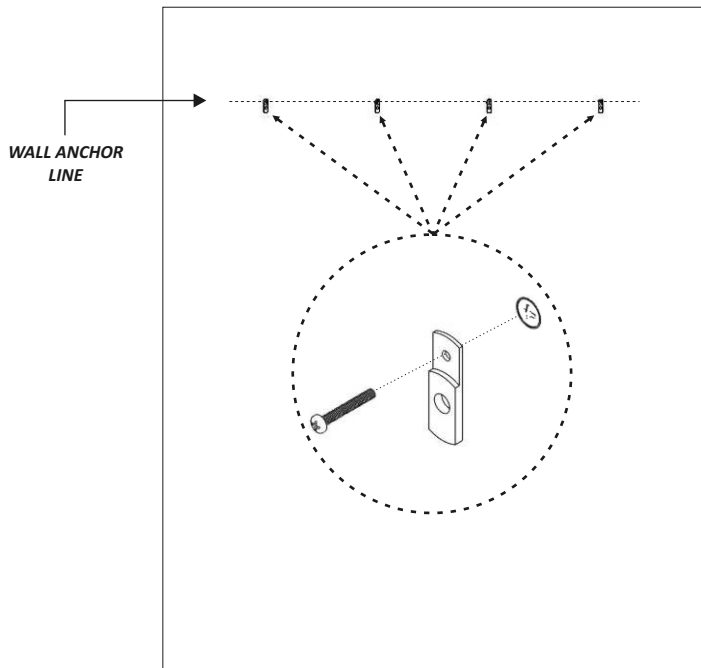
Mark the center of each hole along the line.

Proceed to install the provided wall anchors at each marked location.

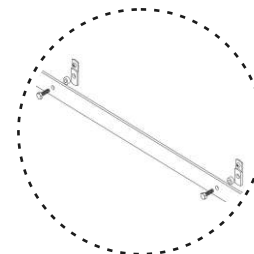
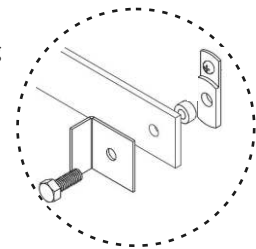


Using the provided drywall screws, attach each track wall bracket as shown.

Note: The drywall screw will thread into the wall anchor.



Using the provided hex lag bolt, track, track stop and spacer, connect each end of the track to the track wall bracket as shown.



Use the remaining hex lag bolts and spacers to finish attaching the track at the remaining connecting points.

Goldberg Brothers barn door track and hardware sets come with a one-year manufacturer's warranty for defective parts under normal installation and use. Warranty is subject to repair or replacement of defective components at manufacturer's discretion and does not include installation costs.

Goldberg Brothers does not warrant the loss of finish at points where roller is in contact with track. Goldberg Barn Track is sold as a rustic finished hardware and Goldberg does not warrant the imperfections seen through the finish in the steel parts. It is part of the look.

With the exception of our stainless steel products, Goldberg Brothers does not warrant any products installed and used outdoors or where they are exposed to weather, running water or water condensation. Under these conditions, rust and other damage will naturally occur.

This warranty does not include loss of defects caused by elements outside the control of Goldberg Brothers, Inc., such as natural disasters, weather, fire, water leakage, abuse, improper installation, or anything else deemed out of the control of Goldberg Brothers, Inc.



Goldberg Brothers, Inc.
10488 W Centennial Rd, Suite 100
Littleton, CO 80127
(303) 321-1099