



# GOLDBERG BROTHERS

## BARN DOOR HARDWARE

# BARN DOOR SIZING TABLE



### STANDARD SERIES 2-DOOR BYPASS (CLEAR OPENING) CONFIGURATIONS

- To install a Standard Series bypass system, you must have minimum of 12" of clear space above the finished opening.
- The two matching doors should be at least as tall as the height of the finished opening.
- The combined width of the two doors should be at least 1½" greater than the width of the finished opening to allow an overlap of at least ½" on each side and ½" of overlap between the two doors when closed.
- The net\* length of the longer, front track should be triple the width of one door minus 1", and the net\* length of the shorter, rear track should be double the width of one door minus ½" in order to keep the bottom edge of each door engaged with its door guide. If necessary, you can place a special order for tracks longer than you need and have them custom-cut at our factory.

Use the table below to match the recommended door panel width with the corresponding maximum opening width and track lengths. The column on the right indicates the minimum hardware required, including the catalog numbers of the corresponding Standard Series tracks.

Any track more than 8' long can be substituted with two or more shorter tracks, plus a wall mounting kit and a track connecting plate for each additional track. This substitution may reduce the overall expense, due to the potentially high cost of shipping long parcels.

door width (each)	maximum finished opening width	net* track lengths		minimum Standard Series hardware required†
		front	rear	
1'6"	34½"	53"	35½"	<ul style="list-style-type: none"> <li>• any strap or top mount Standard Series hardware set (not horseshoe or wagon wheel)</li> <li>• matching Standard Series bypass hardware kit</li> <li>• one track 6001T6 with custom cut to 53"</li> <li>• one track 6001T4 with custom cut to 35½"</li> </ul>
1'8"	38½"	59"	39½"	<ul style="list-style-type: none"> <li>• any strap or top mount Standard Series hardware set (not horseshoe or wagon wheel)</li> <li>• matching Standard Series bypass hardware kit</li> <li>• one track 6001T5 with custom cut to 59"</li> <li>• one track 6001T4 with custom cut to 39½"</li> </ul>
2'0"	46½"	71"	47½"	<ul style="list-style-type: none"> <li>• any strap or top mount Standard Series hardware set (not horseshoe or wagon wheel)</li> <li>• matching Standard Series bypass hardware kit</li> <li>• one track 6001T6 with custom cut to 71"</li> <li>• one track 6001T4</li> </ul>
2'4"	54½"	83"	55½"	<ul style="list-style-type: none"> <li>• any strap or top mount Standard Series hardware set (not horseshoe or wagon wheel)</li> <li>• matching Standard Series bypass hardware kit</li> <li>• one track 6001T7 with custom cut to 83"</li> <li>• one track 6001T5 with custom cut to 55½"</li> </ul>
2'6"	58½"	89"	59½"	<ul style="list-style-type: none"> <li>• any strap or top mount Standard Series hardware set (not horseshoe or wagon wheel)</li> <li>• matching Standard Series bypass hardware kit</li> <li>• one track 6001T8 with custom cut to 89"</li> <li>• one track 6001T5</li> </ul>
2'8"	62½"	95"	63½"	<ul style="list-style-type: none"> <li>• any strap or top mount Standard Series hardware set (not horseshoe or wagon wheel)</li> <li>• matching Standard Series bypass hardware kit</li> <li>• one track 6001T8 with custom cut to 95"</li> <li>• one track 6001T54</li> </ul>
2'10"	66½"	101"	67½"	<ul style="list-style-type: none"> <li>• any strap or top mount Standard Series hardware set (not horseshoe or wagon wheel)</li> <li>• matching Standard Series bypass hardware kit</li> <li>• one track 6001T100 with custom cut to 101"</li> <li>• one track 6001T6 with custom cut to 67½"</li> </ul>

TABLE CONTINUES ON THE NEXT PAGE PAGE



\*For correct fit and performance, we make our Standard Series tracks ½" shorter than their nominal length. For example, a 6001T4 track has a nominal length of 4', but a net length of 3'11½". This helps keep the door properly positioned above the door guide when using the most common door sizes.

†Some custom installations may require additional or different items not listed. Optional accessories such as pull handles and Soft Stop are sold separately.

## STANDARD SERIES 2-DOOR BYPASS (CLEAR OPENING) CONFIGURATIONS (continued)

door width (each)	maximum finished opening width	net* track lengths		minimum Standard Series hardware required†
		front	rear	
3'0"	70½"	107"	71½"	<ul style="list-style-type: none"> <li>any strap or top mount Standard Series hardware set (not horseshoe or wagon wheel)</li> <li>matching Standard Series bypass hardware kit</li> <li>one track 6001T100 with custom cut to 107"</li> <li>one track 6001T6</li> </ul>
				<ul style="list-style-type: none"> <li>any strap or top mount Standard Series hardware set (not horseshoe or wagon wheel)</li> <li>matching Standard Series bypass hardware kit</li> <li>two tracks 6001T6</li> <li>one track 6001T4 with custom cut to 35½"</li> <li>one wall mounting kit</li> <li>one track connecting plate 6001C</li> </ul>
3'6"	82½"	125"	83½"	<ul style="list-style-type: none"> <li>any strap or top mount Standard Series hardware set (not horseshoe or wagon wheel)</li> <li>matching Standard Series bypass hardware kit</li> <li>one track 6001T160 with custom cut to 125"</li> <li>one track 6001T7</li> </ul>
				<ul style="list-style-type: none"> <li>any strap or top mount Standard Series hardware set (not horseshoe or wagon wheel)</li> <li>matching Standard Series bypass hardware kit</li> <li>two tracks 6001T7</li> <li>one track 6001T4 with custom cut to 41½"</li> <li>one wall mounting kit</li> <li>one track connecting plate 6001C</li> </ul>
4'0"	94½"	143"	95½"	<ul style="list-style-type: none"> <li>any strap or top mount Standard Series hardware set (not horseshoe or wagon wheel)</li> <li>matching Standard Series bypass hardware kit</li> <li>one track 6001T160 with custom cut to 143"</li> <li>one track 6001T8</li> </ul>
				<ul style="list-style-type: none"> <li>any strap or top mount Standard Series hardware set (not horseshoe or wagon wheel)</li> <li>matching Standard Series bypass hardware kit</li> <li>two tracks 6001T8 with custom cut to 95½"</li> <li>one track 6001T4</li> <li>one wall mounting kit</li> <li>one track connecting plate 6001C</li> </ul>
5'0"	118½"	179"	119½"	<ul style="list-style-type: none"> <li>any strap or top mount Standard Series hardware set (not horseshoe or wagon wheel)</li> <li>matching Standard Series bypass hardware kit</li> <li>one track 6001T160 with custom cut to 179"</li> <li>one track 6001T160 with custom cut to 119½"</li> </ul>
				<ul style="list-style-type: none"> <li>any strap or top mount Standard Series hardware set (not horseshoe or wagon wheel)</li> <li>matching Standard Series bypass hardware kit</li> <li>two tracks 6001T160 with custom cut to 119½"</li> <li>one track 6001T6</li> <li>one wall mounting kit</li> <li>one track connecting plate 6001C</li> </ul>
6'0"	142½"	215"	143½"	<ul style="list-style-type: none"> <li>any strap or top mount Standard Series hardware set (not horseshoe or wagon wheel)</li> <li>matching Standard Series bypass hardware kit</li> <li>two tracks 6001T160 with custom cut to 143½"</li> <li>one track 6001T6</li> <li>one wall mounting kit</li> <li>one track connecting plate 6001C</li> </ul>

### 2-door system, clear opening

-  T-guide location (floor mount)
-  J-Guide location (on back door)



1 barn door hardware set, 1 track = 2× the door width - ½", 1 bypass hardware set, 1 or 2 tracks = 3× the door width - 1". Add connecting plate and wall mounting kit for third track if needed. Add bypass spacer kit(s) if needed.

\*For correct fit and performance, we make our Standard Series tracks ½" shorter than their nominal length. For example, a 6001T4 track has a nominal length of 4', but a net length of 3'11½". This helps keep the door properly positioned above the door guide when using the most common door sizes.

†Some custom installations may require additional or different items not listed. Optional accessories such as pull handles and Soft Stop are sold separately.



# GOLDBERG BROTHERS

## BARN DOOR HARDWARE

# BARN DOOR SIZING TABLE



### STANDARD SERIES 2-DOOR BYPASS (PASS-THROUGH) CONFIGURATIONS

- To install a Standard Series bypass system, you must have minimum of 12" of clear space above the finished opening.
- The two matching doors should be at least as tall as the height of the finished opening.
- The combined width of the two doors should be at least 1½" greater than the width of the finished opening to allow an overlap of at least ½" on each side and ½" of overlap between the two doors when closed.
- The net\* length of each track should be double the width of one door minus 1" in order to keep the bottom edge of each door engaged with its door guide. If necessary, you can place a special order for tracks longer than you need and have them custom-cut at our factory.

Use the table below to match the recommended door panel width with the corresponding maximum opening width and track lengths. The column on the right indicates the minimum hardware required, including the catalog numbers of the corresponding Standard Series tracks.

Any track more than 8' long can be substituted with two or more shorter tracks, plus a wall mounting kit and a track connecting plate for each additional track. This substitution may reduce the overall expense, due to the potentially high cost of shipping long parcels. This option may reduce the maximum finished opening width.

door width (each)	maximum finished opening width	net* track length (two each)	minimum Standard Series hardware required†
1'6"	34½"	35½"	<ul style="list-style-type: none"> <li>• any strap or top mount Standard Series hardware set (not horseshoe or wagon wheel)</li> <li>• matching Standard Series bypass hardware kit</li> <li>• two track 6001T4 with custom cut to 35½" each</li> </ul>
1'8"	38½"	39½"	<ul style="list-style-type: none"> <li>• any strap or top mount Standard Series hardware set (not horseshoe or wagon wheel)</li> <li>• matching Standard Series bypass hardware kit</li> <li>• two tracks 6001T4 with custom cut to 39½" each</li> </ul>
2'0"	46½"	47½"	<ul style="list-style-type: none"> <li>• any strap or top mount Standard Series hardware set (not horseshoe or wagon wheel)</li> <li>• matching Standard Series bypass hardware kit</li> <li>• two tracks 6001T4</li> </ul>
2'4"	54½"	55½"	<ul style="list-style-type: none"> <li>• any strap or top mount Standard Series hardware set (not horseshoe or wagon wheel)</li> <li>• matching Standard Series bypass hardware kit</li> <li>• two tracks 6001T5 with custom cut to 55½" each</li> </ul>
2'6"	58½"	59½"	<ul style="list-style-type: none"> <li>• any strap or top mount Standard Series hardware set (not horseshoe or wagon wheel)</li> <li>• matching Standard Series bypass hardware kit</li> <li>• two tracks 6001T5</li> </ul>
2'8"	62½"	63½"	<ul style="list-style-type: none"> <li>• any strap or top mount Standard Series hardware set (not horseshoe or wagon wheel)</li> <li>• matching Standard Series bypass hardware kit</li> <li>• two tracks 6001T54</li> </ul>
2'10"	66½"	67½"	<ul style="list-style-type: none"> <li>• any strap or top mount Standard Series hardware set (not horseshoe or wagon wheel)</li> <li>• matching Standard Series bypass hardware kit</li> <li>• two tracks 6001T6 with custom cut to 67½" each</li> </ul>
3'0"	70½"	71½"	<ul style="list-style-type: none"> <li>• any strap or top mount Standard Series hardware set (not horseshoe or wagon wheel)</li> <li>• matching Standard Series bypass hardware kit</li> <li>• two tracks 6001T6</li> </ul>
3'6"	82½"	83½"	<ul style="list-style-type: none"> <li>• any strap or top mount Standard Series hardware set (not horseshoe or wagon wheel)</li> <li>• matching Standard Series bypass hardware kit</li> <li>• two tracks 6001T7</li> </ul>

TABLE CONTINUES ON THE NEXT PAGE PAGE

\*For correct fit and performance, we make our Standard Series tracks ½" shorter than their nominal length. For example, a 6001T4 track has a nominal length of 4', but a net length of 3'11½". This helps keep the door properly positioned above the door guide when using the most common door sizes.

†Some custom installations may require additional or different items not listed. Optional accessories such as pull handles and Soft Stop are sold separately.

## STANDARD SERIES 2-DOOR BYPASS (PASS-THROUGH) CONFIGURATIONS (continued)

door width (each)	maximum finished opening width	net* track length (two each)	minimum Standard Series hardware required†
4'0"	94"	95"	<ul style="list-style-type: none"> <li>any strap or top mount Standard Series hardware set (not horseshoe or wagon wheel)</li> <li>matching Standard Series bypass hardware kit</li> <li>four tracks 6001T5 (47½" net* each)</li> <li>two wall mounting kits</li> <li>two track connecting plates 6001C</li> </ul>
	94½"	95½"	<ul style="list-style-type: none"> <li>any strap or top mount Standard Series hardware set (not horseshoe or wagon wheel)</li> <li>matching Standard Series bypass hardware kit</li> <li>two tracks 6001T8</li> </ul>
5'0"	118"	119"	<ul style="list-style-type: none"> <li>any strap or top mount Standard Series hardware set (not horseshoe or wagon wheel)</li> <li>matching Standard Series bypass hardware kit</li> <li>four tracks 6001T5 (59½" net* each)</li> <li>two wall mounting kits</li> <li>two track connecting plates 6001C</li> </ul>
	118½"	119½"	<ul style="list-style-type: none"> <li>any strap or top mount Standard Series hardware set (not horseshoe or wagon wheel)</li> <li>matching Standard Series bypass hardware kit</li> <li>two tracks 6001T100 with custom cut to 119½" each</li> </ul>
6'0"	141½"	143"	<ul style="list-style-type: none"> <li>any strap or top mount Standard Series hardware set (not horseshoe or wagon wheel)</li> <li>matching Standard Series bypass hardware kit</li> <li>four tracks 6001T7 (71½" net* each)</li> <li>two wall mounting kits</li> <li>two track connecting plates 6001C</li> </ul>
	142½"	143½"	<ul style="list-style-type: none"> <li>any strap or top mount Standard Series hardware set (not horseshoe or wagon wheel)</li> <li>matching Standard Series bypass hardware kit</li> <li>two tracks 6001T160 with custom cut to 143½" each</li> </ul>

 T-guide location (floor mount)

### 2-door system, pass-through opening



1 barn door hardware set, 1 bypass hardware set, 2 tracks = 2× the door width -1". Add 1 extra T-guide and bypass spacer kit if needed.

\*For correct fit and performance, we make our Standard Series tracks ½" shorter than their nominal length. For example, a 6001T4 track has a nominal length of 4', but a net length of 3'11½". This helps keep the door properly positioned above the door guide when using the most common door sizes.

†Some custom installations may require additional or different items not listed. Optional accessories such as pull handles and Soft Stop are sold separately.

6001IG-BPST\_04 0723



# GOLDBERG BROTHERS

## BARN DOOR HARDWARE

# BARN DOOR SIZING TABLE



### STANDARD SERIES 3-DOOR BYPASS (PASS-THROUGH) CONFIGURATIONS

- To install a Standard Series bypass system, you must have minimum of 12" of clear space above the finished opening.
- The three matching doors should be at least as tall as the height of the finished opening.
- The combined width of the three doors should be at least 2" greater than the width of the finished opening to allow an overlap of at least ½" on each side and ½" of overlap between the doors when closed.
- The net\* length of each track should be triple the width of one door minus 1" in order to keep the bottom edge of each door engaged with its door guide. If necessary, you can place a special order for tracks longer than you need and have them custom-cut at our factory.

Use the table below to match the recommended door panel width with the corresponding maximum opening width and track lengths. The column on the right indicates the minimum hardware required, including the catalog numbers of the corresponding Standard Series tracks.

Any track more than 8' long can be substituted with two or more shorter tracks, plus a wall mounting kit and a track connecting plate for each additional track. This substitution may reduce the overall expense, due to the potentially high cost of shipping long parcels. This option may reduce the maximum finished opening width.

door width (each)	maximum finished opening width	net* track length (two each)	minimum Standard Series hardware required†
1'6"	52"	53"	<ul style="list-style-type: none"> <li>• two matching strap or top mount Standard Series hardware sets (not horseshoe or wagon wheel)</li> <li>• one matching Standard Series bypass hardware kit</li> <li>• two tracks 6001T5 with custom cut to 53" each</li> </ul>
1'8"	58"	59"	<ul style="list-style-type: none"> <li>• two matching strap or top mount Standard Series hardware sets (not horseshoe or wagon wheel)</li> <li>• one matching Standard Series bypass hardware kit</li> <li>• two tracks 6001T5 with custom cut to 59" each</li> </ul>
2'0"	70"	71"	<ul style="list-style-type: none"> <li>• two matching strap or top mount Standard Series hardware sets (not horseshoe or wagon wheel)</li> <li>• one matching Standard Series bypass hardware kit</li> <li>• two tracks 6001T6 with custom cut to 71" each</li> </ul>
2'4"	82"	83"	<ul style="list-style-type: none"> <li>• two matching strap or top mount Standard Series hardware sets (not horseshoe or wagon wheel)</li> <li>• one matching Standard Series bypass hardware kit</li> <li>• two tracks 6001T7 with custom cut to 83" each</li> </ul>
2'6"	88"	89"	<ul style="list-style-type: none"> <li>• two matching strap or top mount Standard Series hardware sets (not horseshoe or wagon wheel)</li> <li>• one matching Standard Series bypass hardware kit</li> <li>• two tracks 6001T8 with custom cut to 89" each</li> </ul>
2'8"	94"	95"	<ul style="list-style-type: none"> <li>• two matching strap or top mount Standard Series hardware sets (not horseshoe or wagon wheel)</li> <li>• one matching Standard Series bypass hardware kit</li> <li>• two tracks 6001T8 with custom cut to 95" each</li> </ul>
2'10"	100"	101"	<ul style="list-style-type: none"> <li>• two matching strap or top mount Standard Series hardware sets (not horseshoe or wagon wheel)</li> <li>• one matching Standard Series bypass hardware kit</li> <li>• two tracks 6001T100 with custom cut to 101" each</li> </ul>
			<ul style="list-style-type: none"> <li>• two matching strap or top mount Standard Series hardware sets (not horseshoe or wagon wheel)</li> <li>• one matching Standard Series bypass hardware kit</li> <li>• four tracks 6001T5 with custom cut to 50½" each</li> <li>• one wall mounting kit</li> <li>• two track connecting plates 6001C</li> </ul>
3'0"	106"	107"	<ul style="list-style-type: none"> <li>• two matching strap or top mount Standard Series hardware sets (not horseshoe or wagon wheel)</li> <li>• one matching Standard Series bypass hardware kit</li> <li>• two tracks 6001T100 with custom cut to 107" each</li> </ul>
			<ul style="list-style-type: none"> <li>• two matching strap or top mount Standard Series hardware sets (not horseshoe or wagon wheel)</li> <li>• one matching Standard Series bypass hardware kit</li> <li>• four tracks 6001T5 with custom cut to 53½" each</li> <li>• one wall mounting kit</li> <li>• two track connecting plates 6001C</li> </ul>

TABLE CONTINUES ON THE NEXT PAGE PAGE

\*For correct fit and performance, we make our Standard Series tracks ½" shorter than their nominal length. For example, a 6001T4 track has a nominal length of 4', but a net length of 3'11½". This helps keep the door properly positioned above the door guide when using the most common door sizes.

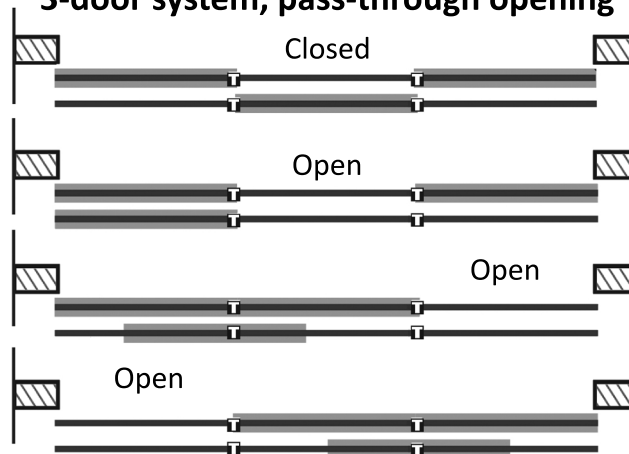
†Some custom installations may require additional or different items not listed. Optional accessories such as pull handles and Soft Stop are sold separately.

6001IG-BPST\_05 0723

## STANDARD SERIES 3-DOOR BYPASS (PASS-THROUGH) CONFIGURATIONS (continued)

door width (each)	maximum finished opening width	net* track length (two each)	minimum Standard Series hardware required†
3'6"	124"	125"	<ul style="list-style-type: none"> <li>two matching strap or top mount Standard Series hardware sets (not horseshoe or wagon wheel)</li> <li>one matching Standard Series bypass hardware kit</li> <li>two tracks 6001T160 with custom cut to 125" each</li> </ul>
			<ul style="list-style-type: none"> <li>two matching strap or top mount Standard Series hardware sets (not horseshoe or wagon wheel)</li> <li>one matching Standard Series bypass hardware kit</li> <li>four tracks 6001T54 with custom cut to 62½" each</li> <li>one wall mounting kit</li> <li>one track connecting plate 6001C</li> </ul>
4'0"	142"	143"	<ul style="list-style-type: none"> <li>two matching strap or top mount Standard Series hardware set (not horseshoe or wagon wheel)</li> <li>one matching Standard Series bypass hardware kit</li> <li>two tracks 6001T160 with custom cut to 143" each</li> </ul>
			<ul style="list-style-type: none"> <li>two matching strap or top mount Standard Series hardware sets (not horseshoe or wagon wheel)</li> <li>one matching Standard Series bypass hardware kit</li> <li>four tracks 6001T6</li> <li>one wall mounting kit</li> <li>two track connecting plates 6001C</li> </ul>
5'0"	178"	179"	<ul style="list-style-type: none"> <li>two matching strap or top mount Standard Series hardware sets (not horseshoe or wagon wheel)</li> <li>one matching Standard Series bypass hardware kit</li> <li>two tracks 6001T160 with custom cut to 179" each</li> </ul>
			<ul style="list-style-type: none"> <li>two matching strap or top mount Standard Series hardware sets (not horseshoe or wagon wheel)</li> <li>one matching Standard Series bypass hardware kit</li> <li>four tracks 6001T8 with custom cut to 89½" each</li> <li>one wall mounting kit</li> <li>two track connecting plates 6001C</li> </ul>
6'0"	212"	215"	<ul style="list-style-type: none"> <li>two matching strap or top mount Standard Series hardware sets (not horseshoe or wagon wheel)</li> <li>one matching Standard Series bypass hardware kit</li> <li>four tracks 6008T100 with custom cut to 107½" each</li> <li>one-and-a-half wall mounting kits (special order)</li> <li>two track connecting plates 6001C</li> </ul>

### 3-door system, pass-through opening



**T** T-guide location (floor mount)

2 barn door hardware sets, 1 bypass hardware set, 2 extra T-guides, 2 tracks = 3 × the door width - 2",  
2 connecting plates, 1 wall mount kit. Add 1 extra bypass spacer kit if needed.

\*For correct fit and performance, we make our Standard Series tracks ½" shorter than their nominal length. For example, a 6001T4 track has a nominal length of 4', but a net length of 3'11½". This helps keep the door properly positioned above the door guide when using the most common door sizes.

†Some custom installations may require additional or different items not listed. Optional accessories such as pull handles and Soft Stop are sold separately.

6001IG-BPST\_06 0723





# GOLDBERG BROTHERS

## BARN DOOR HARDWARE

# BARN DOOR SIZING TABLE



### STANDARD SERIES 4-DOOR BYPASS (CLEAR OPENING) CONFIGURATIONS

- To install a Standard Series bypass system, you must have minimum of 12" of clear space above the finished opening.
- The four matching doors should be at least as tall as the height of the finished opening.
- The combined width of the four doors should be at least 2" greater than the width of the finished opening to allow an overlap of at least ½" on each side and ½" of overlap between each pair of doors when closed.
- The total net\* length of the front track should be 6 times the width of one door minus 2", and the net\* length of each of the two rear tracks should be twice the width of one door minus ½" in order to keep the bottom edge of each door engaged with its door guide. If necessary, you can place a special order for tracks longer than you need and have them custom-cut at our factory.

Use the table below to match the recommended door panel width with the corresponding maximum opening width and track lengths. The column on the right indicates the minimum hardware required, including the catalog numbers of the corresponding Standard Series tracks.

Any track more than 8' long can be substituted with two or more shorter tracks, plus a wall mounting kit and a track connecting plate for each additional track. This substitution may reduce the overall expense, due to the potentially high cost of shipping long parcels.

door width (each)	maximum finished opening width	net* track lengths		minimum Standard Series hardware required†
		front	rear (each)	
1'6"	70"	106"	35½"	<ul style="list-style-type: none"> <li>• two matching strap or top mount Standard Series hardware sets (not horseshoe or wagon wheel)</li> <li>• two matching Standard Series bypass hardware kits</li> <li>• two tracks 6001T5 with custom cut to 53" each</li> <li>• two tracks 6001T4 with custom cut to 35½" each</li> </ul>
1'8"	78"	118"	39½"	<ul style="list-style-type: none"> <li>• two matching strap or top mount Standard Series hardware sets (not horseshoe or wagon wheel)</li> <li>• two matching Standard Series bypass hardware kits</li> <li>• two tracks 6001T5 with custom cut to 59" each</li> <li>• two tracks 6001T4 with custom cut to 39½" each</li> </ul>
2'0"	94"	142"	47½"	<ul style="list-style-type: none"> <li>• two matching strap or top mount Standard Series hardware sets (not horseshoe or wagon wheel)</li> <li>• two matching Standard Series bypass hardware kits</li> <li>• two tracks 6001T6 with custom cut to 71" each</li> <li>• two tracks 6001T4</li> </ul>
2'4"	110"	166"	55½"	<ul style="list-style-type: none"> <li>• two matching strap or top mount Standard Series hardware sets (not horseshoe or wagon wheel)</li> <li>• two matching Standard Series bypass hardware kits</li> <li>• two tracks 6001T7 with custom cut to 83" each</li> <li>• two tracks 6001T5 with custom cut to 55½" each</li> </ul>
2'6"	118"	178"	59½"	<ul style="list-style-type: none"> <li>• two matching strap or top mount Standard Series hardware sets (not horseshoe or wagon wheel)</li> <li>• two matching Standard Series bypass hardware kits</li> <li>• two tracks 6001T8 with custom cut to 89" each</li> <li>• two tracks 6001T5</li> </ul>
2'8"	126"	190"	63½"	<ul style="list-style-type: none"> <li>• two matching strap or top mount Standard Series hardware sets (not horseshoe or wagon wheel)</li> <li>• two matching Standard Series bypass hardware kits</li> <li>• two tracks 6001T8 with custom cut to 95" each</li> <li>• two tracks 6001T54</li> </ul>

TABLE CONTINUES ON THE NEXT PAGE PAGE

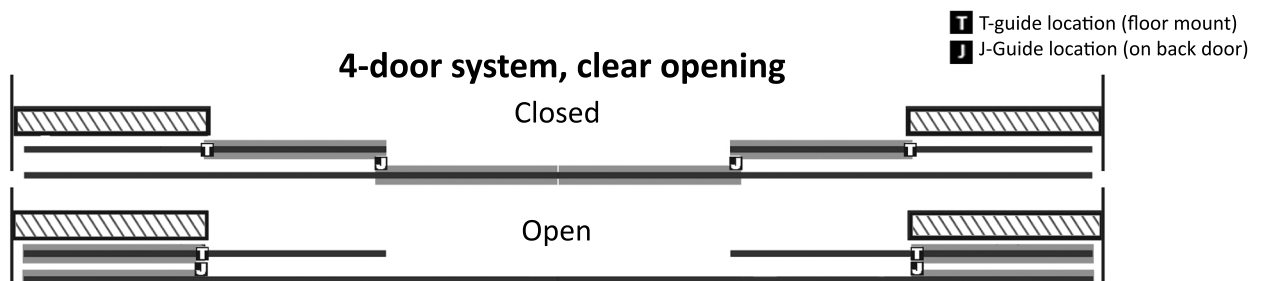
\*For correct fit and performance, we make our Standard Series tracks ½" shorter than their nominal length. For example, a 6001T4 track has a nominal length of 4', but a net length of 3'11½". Our special biparting tracks 6001T6P and 6001T8P are 1" shorter than their nominal lengths. This helps keep the door properly positioned above the door guide when using the most common door sizes.

†Some custom installations may require additional or different items not listed. Optional accessories such as pull handles and Soft Stop are sold separately.

6001IG-BPST\_07 0723

## STANDARD SERIES 4-DOOR BYPASS (CLEAR OPENING) CONFIGURATIONS (continued)

door width (each)	maximum finished opening width	net* track lengths		minimum Standard Series hardware required†
		front	rear	
2'10"	134"	202"	67½"	<ul style="list-style-type: none"> <li>two matching strap or top mount Standard Series hardware sets (not horseshoe or wagon wheel)</li> <li>two matching Standard Series bypass hardware kits</li> <li>one track 6001T6 with biparting custom cut to 67"</li> <li>four tracks 6001T6 with custom cut to 67½" each</li> <li>one wall mounting kit</li> <li>two track connecting plates 6001C</li> </ul>
3'0"	142"	214"	71½"	<ul style="list-style-type: none"> <li>two matching strap or top mount Standard Series hardware sets (not horseshoe or wagon wheel)</li> <li>two matching Standard Series bypass hardware kits</li> <li>one biparting track 6001T6 with biparting custom cut to 71"</li> <li>four tracks 6001T6</li> <li>one wall mounting kit</li> <li>two track connecting plates 6001C</li> </ul>
3'6"	166"	250"	83½"	<ul style="list-style-type: none"> <li>two matching strap or top mount Standard Series hardware sets (not horseshoe or wagon wheel)</li> <li>two matching Standard Series bypass hardware kits</li> <li>one track 6001T7 with biparting custom cut to 83"</li> <li>four tracks 6001T7</li> <li>one wall mounting kit</li> <li>two track connecting plates 6001C</li> </ul>
4'0"	190"	286"	95½"	<ul style="list-style-type: none"> <li>two matching strap or top mount Standard Series hardware sets (not horseshoe or wagon wheel)</li> <li>two matching Standard Series bypass hardware kits</li> <li>one biparting track 6001T8P</li> <li>four tracks 6001T8</li> <li>one wall mounting kit</li> <li>two track connecting plates 6001C</li> </ul>
5'0"	238"	358"	119½"	<ul style="list-style-type: none"> <li>two matching strap or top mount Standard Series hardware sets (not horseshoe or wagon wheel)</li> <li>two matching Standard Series bypass hardware kits</li> <li>one track 6001T100 with biparting custom cut to 119"</li> <li>four tracks 6001T100 with custom cut to 119½" each</li> <li>three wall mounting kits</li> <li>two track connecting plates 6001C</li> </ul>
6'0"	286"	430"	143½"	<ul style="list-style-type: none"> <li>two matching strap or top mount Standard Series hardware sets (not horseshoe or wagon wheel)</li> <li>two matching Standard Series bypass hardware kits</li> <li>one track 6001T160 with biparting custom cut to 144"</li> <li>four tracks 6001T160 with custom cut to 143½" each</li> <li>three wall mounting kits</li> <li>two track connecting plates 6001C</li> </ul>



2 barn door hardware sets, 2 tracks each = 2× the door width - ½", 2 bypass hardware sets, 2 or 3 tracks total = 6× the door width - 2". Add connecting plates, wall mounting kits, and bypass spacer kit(s) if needed.

\*For correct fit and performance, we make our Standard Series tracks ½" shorter than their nominal length. For example, a 6001T4 track has a nominal length of 4', but a net length of 3'11½". Our special biparting tracks 6001T6P and 6001T8P are 1" shorter than their nominal lengths. This helps keep the door properly positioned above the door guide when using the most common door sizes.

†Some custom installations may require additional or different items not listed. Optional accessories such as pull handles and Soft Stop are sold separately.

6001IG-BPST\_08 0723





# GOLDBERG BROTHERS

## BARN DOOR HARDWARE

# BARN DOOR SIZING TABLE



### STANDARD SERIES 4-DOOR BYPASS (PASS-THROUGH) CONFIGURATIONS

- To install a Standard Series bypass system, you must have minimum of 12" of clear space above the finished opening.
- The four matching doors should be at least as tall as the height of the finished opening.
- The combined width of the four doors should be at least 2" greater than the width of the finished opening to allow an overlap of at least ½" on each side and ½" of overlap between each pair of doors when closed.
- The total net\* length of the front and back tracks should be 4 times the width of one door minus 1" in order to keep the bottom edge of each door engaged with its door guide. If necessary, you can place a special order for tracks longer than you need and have them custom-cut at our factory.

Use the table below to match the recommended door panel width with the corresponding maximum opening width and track lengths. The column on the right indicates the minimum hardware required, including the catalog numbers of the corresponding Standard Series tracks.

Any track more than 8' long can be substituted with two or more shorter tracks, plus a wall mounting kit and a track connecting plate for each additional track. This substitution may reduce the overall expense, due to the potentially high cost of shipping long parcels.

door width (each)	maximum finished opening width	net* track lengths		minimum Standard Series hardware required†
		front	rear	
1'6"	70"	71"	71"	<ul style="list-style-type: none"> <li>• two matching strap or top mount Standard Series hardware sets (not horseshoe or wagon wheel)</li> <li>• two matching Standard Series bypass hardware kits</li> <li>• two biparting tracks 6001T6P (71" net each)</li> </ul>
1'8"	78"	79"	79"	<ul style="list-style-type: none"> <li>• two matching strap or top mount Standard Series hardware sets (not horseshoe or wagon wheel)</li> <li>• two matching Standard Series bypass hardware kits</li> <li>• two tracks 6001T7 with biparting custom cut to 79"</li> </ul>
2'0"	94"	95"	95"	<ul style="list-style-type: none"> <li>• two matching strap or top mount Standard Series hardware sets (not horseshoe or wagon wheel)</li> <li>• two matching Standard Series bypass hardware kits</li> <li>• two biparting tracks 6001T8P (95" net each)</li> </ul>
2'4"	110"	111"	111"	<ul style="list-style-type: none"> <li>• two matching strap or top mount Standard Series hardware sets (not horseshoe or wagon wheel)</li> <li>• two matching Standard Series bypass hardware kits</li> <li>• two tracks 6001T100 with biparting custom cut to 111"</li> </ul>
				<ul style="list-style-type: none"> <li>• two matching strap or top mount Standard Series hardware sets (not horseshoe or wagon wheel)</li> <li>• two matching Standard Series bypass hardware kits</li> <li>• four tracks 6001T5 with custom cut to 55½"</li> <li>• two track connecting plates 6001C</li> </ul>
2'6"	118"	119"	119"	<ul style="list-style-type: none"> <li>• two matching strap or top mount Standard Series hardware sets (not horseshoe or wagon wheel)</li> <li>• two matching Standard Series bypass hardware kits</li> <li>• two tracks 6001T100 with biparting custom cut to 119"</li> </ul>
				<ul style="list-style-type: none"> <li>• two matching strap or top mount Standard Series hardware sets (not horseshoe or wagon wheel)</li> <li>• two matching Standard Series bypass hardware kits</li> <li>• four tracks 6001T5</li> <li>• two track connecting plates 6001C</li> </ul>
2'8"	126"	127"	127"	<ul style="list-style-type: none"> <li>• two matching strap or top mount Standard Series hardware sets (not horseshoe or wagon wheel)</li> <li>• two matching Standard Series bypass hardware kits</li> <li>• two tracks 6001T160 with biparting custom cut to 127"</li> </ul>
				<ul style="list-style-type: none"> <li>• two matching strap or top mount Standard Series hardware sets (not horseshoe or wagon wheel)</li> <li>• two matching Standard Series bypass hardware kits</li> <li>• four tracks 6001T6 with custom cut to 63½"</li> <li>• two track connecting plates 6001C</li> </ul>

TABLE CONTINUES ON THE NEXT PAGE PAGE

\*For correct fit and performance, we make our Standard Series tracks ½" shorter than their nominal length. For example, a 6001T4 track has a nominal length of 4', but a net length of 3'11½". Our special biparting tracks 6001T6P and 6001T8P are 1" shorter than their nominal lengths. This helps keep the door properly positioned above the door guide when using the most common door sizes.

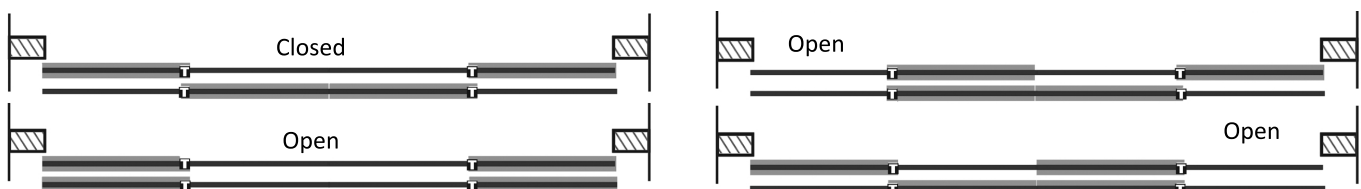
†Some custom installations may require additional or different items not listed. Optional accessories such as pull handles and Soft Stop are sold separately.

## STANDARD SERIES 4-DOOR BYPASS (PASS-THROUGH) CONFIGURATIONS (continued)

door width (each)	maximum finished opening width	net* track lengths		minimum Standard Series hardware required†
		front	rear	
2'10"	134"	135"	135"	<ul style="list-style-type: none"> <li>two matching strap or top mount Standard Series hardware sets (not horseshoe or wagon wheel)</li> <li>two matching Standard Series bypass hardware kits</li> <li>two tracks 6001T160 with biparting custom cut to 135"</li> </ul>
				<ul style="list-style-type: none"> <li>two matching strap or top mount Standard Series hardware sets (not horseshoe or wagon wheel)</li> <li>two matching Standard Series bypass hardware kits</li> <li>four tracks 6001T6 with custom cut to 67½"</li> <li>two track connecting plates 6001C</li> </ul>
3'0"	142"	143"	143"	<ul style="list-style-type: none"> <li>two matching strap or top mount Standard Series hardware sets (not horseshoe or wagon wheel)</li> <li>two matching Standard Series bypass hardware kits</li> <li>two tracks 6001T160 with biparting custom cut to 143"</li> </ul>
				<ul style="list-style-type: none"> <li>two matching strap or top mount Standard Series hardware sets (not horseshoe or wagon wheel)</li> <li>two matching Standard Series bypass hardware kits</li> <li>four tracks 6001T6</li> <li>two track connecting plates 6001C</li> </ul>
3'6"	166"	167"	167"	<ul style="list-style-type: none"> <li>two matching strap or top mount Standard Series hardware sets (not horseshoe or wagon wheel)</li> <li>two matching Standard Series bypass hardware kits</li> <li>two tracks 6001T160 with biparting custom cut to 167"</li> </ul>
				<ul style="list-style-type: none"> <li>two matching strap or top mount Standard Series hardware sets (not horseshoe or wagon wheel)</li> <li>two matching Standard Series bypass hardware kits</li> <li>four tracks 6001T7</li> <li>two track connecting plates 6001C</li> </ul>
4'0"	190"	191"	191"	<ul style="list-style-type: none"> <li>two matching strap or top mount Standard Series hardware sets (not horseshoe or wagon wheel)</li> <li>two matching Standard Series bypass hardware kits</li> <li>two tracks 6001T160 with biparting custom cut to 191"</li> </ul>
				<ul style="list-style-type: none"> <li>two matching strap or top mount Standard Series hardware sets (not horseshoe or wagon wheel)</li> <li>two matching Standard Series bypass hardware kits</li> <li>four tracks 6001T8</li> <li>two track connecting plates 6001C</li> </ul>
5'0"	238"	239"	239"	<ul style="list-style-type: none"> <li>two matching strap or top mount Standard Series hardware sets (not horseshoe or wagon wheel)</li> <li>two matching Standard Series bypass hardware kits</li> <li>four tracks 6001T100</li> <li>two track connecting plates 6001C</li> </ul>
6'0"	286"	287"	287"	<ul style="list-style-type: none"> <li>two matching strap or top mount Standard Series hardware sets (not horseshoe or wagon wheel)</li> <li>two matching Standard Series bypass hardware kits</li> <li>four tracks 6001T160 with custom cut to 143½"</li> <li>two track connecting plates 6001C</li> </ul>

### 4-door system, pass-through opening

- T-guide location (floor mount)
- J-Guide location (on back door)



2 hardware sets, 2 bypass hardware sets, 4 tracks each = 2× one door width - 1".  
Add extra T-guides and bypass spacer kits if needed.

\*For correct fit and performance, we make our Standard Series tracks ½" shorter than their nominal length. For example, a 6001T4 track has a nominal length of 4', but a net length of 3'11½". Our special biparting tracks 6001T6P and 6001T8P are 1" shorter than their nominal lengths. This helps keep the door properly positioned above the door guide when using the most common door sizes.

†Some custom installations may require additional or different items not listed. Optional accessories such as pull handles and Soft Stop are sold separately.